



SPROCKET DRIVE SYSTEM CROSS REFERENCE (OEM vs. OREGON®)

Chain Saw Make and Model	(OEM) Original Equip. Manufacturer SprocketPart Number	Oregon® Power Mate® System Part Number*	 Oregon® Rim Part Number	Oregon® Spur Sprocket Part Number*	Sprocket Pitch and Teeth
DOLMAR					
109, 110, 111, 115	020-223-100	32162X			.325"-8
109, 110, 111, 115I, 115IH	027-223-101	111451X	11892		.325"-7
112, 113, 114, 116, 116SI, 117, 119, 120, 120SI, 120 SUPER	119-223-100	27189X	68210	38075X	3/8"-7
122, 123, 133, 143, CA	123-223-000	16372X	22273		3/8"-8
152, 153, 166	152-223-100	27193X	22270		.404"-7
PS6000i, PS6800i	030-223-100	111450X	68210		3/8"-7
PS9000, PS9010	024-223-041	111449X	68210		3/8"-7
ECHO					
CS-60, CS-60S	175005-00230	16208	68210	32782X	3/8"-7
CS-280, CS-290, CS-300	175005-13931			27999	3/8"-6 (91)
CS-301, CS-302, CS-315, CS-330, CS-351, CS-360	175005-11530			28000	3/8"-6 (91)
CS-400, CS-440, CS-3900	175105-14630	29243X	11892	38065X	.325"-7
CS-451, CS-452, CS-500, CS-510, CS-550, CS-610	175005-14330	21358X	18720	32794X	3/8"-7
CS-602, CS-702, CS-750	175005-12130	26098X	68210	32798X	3/8"-7
CS-650, CS-660	175005-14330	29313X	68210		3/8"-7
HOMELITE					
7-19, 600D, 700D, 707D, 770D, 775D, C5, C7, C9, C51, C71, C72, C91, EZ, EZ6, SUPER ZIP, SXP1020, XP1000, XP1020, XP1100, ZIP	A57344		22270		.404"-7
190, SUPER 2, SUPER 2CC, VI SUPER 2, XEL, XL, XL2, XL MINI	A95653B			27958	3/8"-6 (91)
150 AO, 350, 350HG, 350SL (with 2-5/8" clutch with 5/8"-dia. shaft), EZ, EZ 250 AO, EZ Auto, SEZ AO, SXL Mini AO, VI 123, XL 76 (without brake), XL 101, XL Mini AO	A65987A A12294	30672X	68210	30432X	3/8"-7 3/8"-7
330, 350, 350HG, 350SL (3" clutch), 360, 410, VI 123, VI 125, XL (76-100 Series)	A94302	30685X	68210	30688X	3/8"-7
450, 550, SUPER XL Auto, SUPER XL 925 (with 6-shoe clutch), VI 944, VI 955, XL (800-924 Series), XL-12 (after S/N 1735838)	A65990 A95620	30666X	68210	30681X	3/8"-7 3/8"-7
HUSQVARNA					
33, 34, 35, 37, 38	507-1005-51			28001	3/8"-6 (91)
39, 44, 140, 240, 340, 444	501-4573-01	19117	11892		.325"-7
50, 51, 55, 154, 254 (before S/N 345-0001), 262	505-3036-52	29175X	11892		.325"-7
61 (before S/N 0510572), 66, 162, 266 (before S/N 0510000), 268 (before S/N 0510000), 272 (before S/N 0510000)	501-8316-01 501-6741-01 501-5140-01	102469	68210	32071 32057	3/8"-7 3/8"-8 3/8"-7
77, 160, 163, 180, 260, 263, 280, 380, 480, L-65	501-2559-01 501-2037-01 501-6747-01	22209 24256	68210 22270	32058	3/8"-7 .404"-7 3/8"-8
42, 133, 234, 238, 242 (before S/N 3441001)	501-6366-02	29105	11892	32125	.325"-7


*Part numbers ending in "X" do not include bearings. Purchase bearings separately for these products.

SPROCKET DRIVE SYSTEM CROSS REFERENCE (OEM vs. OREGON®)

Chain Saw Make and Model	(OEM) Original. Equip. Manufacturer SprocketPart Number	Oregon® Power Mate® System Part Number*	 Oregon® Rim Part Number	Oregon® Spur Sprocket Part Number*	Sprocket Pitch and Teeth
HUSQVARNA (Continued)					
40, 45, 49	504-5230-04	35641X	11892		.325"-7
254 (after S/N 345-00001), 257, 262	503-7009-01	100757	68210		3/8"-7
	503-7261-01	100758X	11892		.325"-7
181, 185, 281, 285, 288, 298, 394, 394XP, 395, 395XP, 1100, 2100, 2101	503-6259-03	28094X	68210	32059X	3/8"-7
	501-5977-02	28094X	68210	32059X	3/8"-7
	501-2930-01			39245	.404"-7
61 (after S/N 0510572), 266 (after S/N 051000), 268 (after S/N 051000), 272 (after S/N 051000)	501-5978-01	22132X	22270		.404"-7
	503-7014-01	26831	68210		3/8"-7
340, 345, 346, 346XP, 350, 351, 357	503-9800-01	108215X	11892		.325"-7
340, 345, 350	503-8730-72			108308X	.325"-7
355, 357, 357XP, 359	503-9348-71	108565X	68210		3/8"-7
362, 365, 371, 372	503-9324-71	106593X	68210		3/8"-7
365, 371	503-7955-01	105772X	68210		3/8"-7
385XP, 385XPG	537-1379-71	111590X	68210		3/8"-7
3120 JUNGLE, 3120 XP	503-1433-01	37395X	68210		3/8"-7
JONSERED					
36, 361, 365, 370	100551			28001	3/8"-6 (91)
45, 49, 50, 51, 52, 451, 521	50452-3000	21238X	11891		.325"-8
450, 455, 510, 520, 525, 535, 2051, 2054, 2055	50452-3007	26950X	11891		.325"-8
	50317-4001	29496X	18720		3/8"-7
490, 590	50530-3652	29175X	11892		.325"-7
625, 630, 630 SUPER, 630 WEST COAST, 670	50183-1601	102469	68210	32057	3/8"-7
	50183-1501			32071	3/8"-8
	503-7009-01	26831	68210		3/8"-7
820, 830, 910, 920, 930	50452-3008	28563X	22273		3/8"-8
410, 420, 425, 435, 2041, 2045, 2050	50452-3004	35641X	11892		.325"-7
2077, 2083	503-4310-01	102383X	68210		3/8"-7
2094	506-1530-02	39668X	68210		3/8"-7
2145, 2149, 2151, 2159	503-8801-71	108215X	11892		.325"-7
McCULLOCH					
1-70 SERIES, 105, 125, 200, 250, 300, 380, 440, 450, 550, 740, 790, 795, 797 (1/2" BEARING), CP-125, SP-125	51774-B		22270		.404"-7
155, 165, 355, 365, 375, 515, 605, 610, 650, 655, 700, 805, 850, 855, MAC 1-10 through 10-10, PRO MAC 55, SP 70	65370	68209X	68210	32786X	3/8"-7
MAC 110 through 140, MINI MAC, PM 480, POWER MAC 310 through 340, TITAN 35-40	215252			29888	3/8"-6 (91)
805, 850, SP-70	95166	21426X	22270		.404"-7

*Part numbers ending in "X" do not include bearings. Purchase bearings separately for these products.

SPROCKET DRIVE SYSTEM CROSS REFERENCE (OEM vs. OREGON®)

Chain Saw Make and Model	(OEM) Original. Equip. Manufacturer SprocketPart Number	Oregon® Power Mate® System Part Number*	 Oregon® Rim Part Number	Oregon® Spur Sprocket Part Number*	Sprocket Pitch and Teeth
POULAN/POULAN PRO					
25 SERIES (except Micro 25), S25	952-048102			28006	3/8"-6 (91)
180, 205, 225, 235, 1800, 2000, 2100, 2300, 2400, MICRO 25	952-048078			28004	3/8"-6 (91)
210, 230, 260, 2050, 2075, 2150, 2175, 2250, 2450, 2550	952-048124			106114	3/8"-6 (91)
245, 306, 4200, 4400, 4900, 5200, 5400	48001	23706X	68210		3/8"-7
	48023			32062X	3/8"-7
255, 295, 2500, 2600, 2750, 2900, 3050, P600	952-048115			41569X	3/8"-6 (91)
285, 305, 335, 336, 2700, 2800, 3000, 3300, 3350, 3500, 3700	48083	34254X	11892	107504X	.325"-7
360, 361, 400, 401, 450, 451	10007	10617	68210		3/8"-7
375, 395, 3400, 3700, 3800, 4000	48063	28187X	68210		3/8"-7
	48062			32790X	3/8"-7
415, 475	5034310-01		68210		3/8"-7
5500, 6000	90005	27193X	22270		.404"-7
STIHL					
009, 010, 011	1120-640-2000			28016X	3/8"-6 (91)
017, 021, 023, 025	1123-640-2000			100962X	3/8"-6 (91)
	1123-007-1003	100961X	11892		.325"-7
024, 026 (before S/N X25809074)	1121-007-1001	32457X	11892		.325"-7
	1121-640-2003			38076X	.325"-7
024, 026 (after S/N X25809074)	1121-007-1001	100791X	11892		.325"-7
028, 028 SUPER	1118-007-1004	30384X	11892		.325"-7
	1118-007-1007	29917X	18720		3/8"-7
029, 034, 034 SUPER, 036, 039	1125-640-2000			38145X	3/8"-7
	1125-007-1002	34162X	18720		3/8"-7
030, 031, 032, 041 (after S/N 5664891)	1113-640-2000			32060	3/8"-7
	1110-007-1040	18200X	68210		3/8"-7
038	1119-642-2000			32061X	3/8"-7
041 (before S/N 5664891)	1110-007-1017	13916X	68210		3/8"-7
044, 046	1128-007-1000	38470X	68210		3/8"-7
	1128-640-2000			38471X	3/8"-7
045, 056S (before S/N 10963560)	1115-640-2001			32063X	3/8"-7
048	1117-640-2000			32064X	3/8"-7
050, 051, 075, 076	1111-640-2026	22271X	22273		3/8"-8
	1116-640-2002			32072X	.404"-7
	1111-640-2025	22262X	22270		.404"-7
056S (after S/N 10963560)	1115-007-1048	29972X	68210		3/8"-7
064, 066	1122-007-1001	35464X	68210		3/8"-7
	1122-007-1002	35460X	22270		.404"-7
070	1106-640-2011	108818X	22270	107794X	.404"-7
07S, 08, S-10	1106-640-2025	10625X	22270	35992X	.404"-7

*Part numbers ending in "X" do not include bearings. Purchase bearings separately for these products.