

OREGON® RIM SPROCKETS

There's an Oregon® sprocket for most models of chainsaws used today. Oregon® drive sprockets are available as either a two-piece Power Mate® sprocket system with a replaceable free-floating rim (shown on this page), or as one-piece spur sprockets (shown on our Feature and Benefits sheet titled "Oregon® Spur Sprockets"). The advantages of a rim-type sprocket are that (1) the rim can float on the clutch cup's spline, allowing the rim and chain to align with the bar, and (2) the rim is replaceable, extending the overall life and economy of the sprocket system. Bearings and other specialized replacement components are also available from Oregon® to help keep your sprocket in service for a long time.

Oregon® Power Mate® Rim Systems

Two-piece Oregon® Power Mate® Rim Systems are the sprockets preferred by most professional chainsaw users, but they are just as effective for commercial and occasional woodcutters. These systems fit .325"-pitch, standard 3/8"-pitch, and .404"-pitch chains, and come in the following configurations:

Spline Type	Tooth Count - Chain Pitch
Standard 6	8 Tooth - .404"
Small 7	7 Tooth - .325", 7 Tooth - 3/8", 8 Tooth - .325"
Standard 7	7 Tooth - 3/8", 7 Tooth - .404", 8 Tooth - 3/8", 8 Tooth - .404", 9 Tooth - .325"




Oregon® Power Mate® Replaceable Rims

The rim is the replaceable part of an Oregon® Power Mate® Sprocket System.

- The rim floats on the splined hub and moves side to side, allowing the chain and rim to align with the bar as the chain travels around the bar's groove.
- The rim gets most of the sprocket's wear, and by being replaceable, it extends the overall life and value of the sprocket system.
- Our three most popular rim models have "Radial Ports" (shown at the right) which use the spinning rim's centrifugal force to throw off sawdust and debris.

See the back of this page for Oregon® rim illustrations



Additional Replacement Components for Oregon® Sprockets

Specialized replacement parts used in conjunction with Oregon® sprockets are available separately and include:

- Dust Covers
- Pump Drivers
- Bearings
- Neoprene Seals
- Washers

For part numbers and other fit-up information for these additional components, see the Oregon® Application Guide, or the online Selector Guide on our website at www.oregonchain.com.





See the back for an explanation of these Oregon® symbols:




OREGON® POWER MATE® RIM SPROCKETS AND SPLINES

These actual-size drawings can be used to identify an Oregon® rim sprocket or spline.

Small 7 Spline (SM 7)



.325" – 8 Tooth





RADIALLY PORTED

.325" – 7 Tooth




3/8" – 7 Tooth

Standard 7 Spline (SD 7)



.404" – 8 Tooth



.325" – 9 Tooth




RADIALLY PORTED

.404" – 7 Tooth





3/8" – 8 Tooth



RADIALLY PORTED

3/8" – 7 Tooth

Standard 6 Spline (SD 6)



.404" – 8 Tooth

Understanding the Oregon® end-use symbols

These symbols identify the general category of use for which each Oregon® product is intended.

Professional Chainsaw Use



- Big-timber loggers
- Pulpwood loggers
- Forest firefighters

Commercial Chainsaw Use



- Arborists and orchardists
- Landscapers and tree surgeons
- Construction and utility workers
- Farmers
- Commercial thinners

Consumer Chainsaw Use



- Homeowners
- Campers, hunters
- Occasional fire-wood cutters



**Because every
cut counts**

For more information on these and other Oregon® products, contact your authorized Oregon® distributor, or:

OREGON CUTTING SYSTEMS DIVISION, OUTDOOR PRODUCTS GROUP, BLOUNT, INC.

PO Box 22127 · Portland, OR, U.S.A. 97269-2127 · Phone: 503-653-8881 · Fax: 503-653-4201 · Website: www.oregonchain.com

OREGON CUTTING SYSTEMS DIVISION, OUTDOOR PRODUCTS GROUP, BLOUNT CANADA, LTD.

505 Edinburgh Rd. N. · Guelph, Ontario, Canada N1H 6L4 · Phone: 519-822-6870 · Fax: 519-822-4999