

DOUBLE-ENDED POND & DECK / SLASHER BARS

Oregon® double-ended pond & deck bars are designed for use with 3/4"-pitch 11H and 11BC chains on a specific group of slasher-type timber-processing machines. These bars have solid bodies made from a specialized 3/8"-thick alloy steel, and are available in both symmetrical and uneven-ended configurations. These are the ultimate double-ended bars available, built by the first, and leading, manufacturer of 3/4"-pitch cutting chain in the world – Oregon®.



FEATURES

- Bar body is solid, one-piece, and made from specialized 3/8"-thick alloy steel
- Precision-milled grooves and straight, square, symmetrical rails
- Bottoms of grooves have a half-round shape
- Chamfered chain lead-ins at the bar tail
- Bar rails are chamfered
- Bright yellow color

BENEFITS

- Extremely tough, durable
- Rail chipping and rail spreading are minimized
- Maximum bar and chain life
- Bar can be easily reworked
- Consistent groove width
- Long bar and chain life
- Helps prevent rails from cracking near the bottom of the groove
- Smooth chain flow onto the bar
- Minimizes chain and bar wear, helps prevent chain drive links from banging into the bar's tail
- Helps reduce "knife-edging" of the rails after a period of use
- Improves visibility during cutting
- Helps reduce the risk of accidents and damage

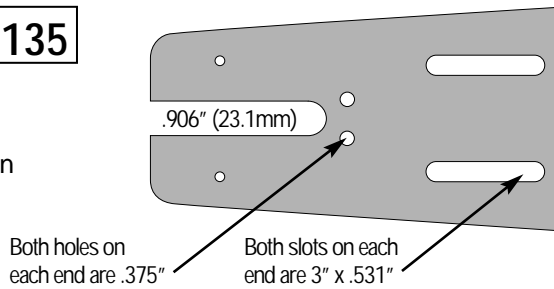


Motor mounts, fit-up, and chain-loop lengths are shown on the back of this sheet.

DOUBLE-ENDED MOTOR MOUNTS – SYMMETRICAL

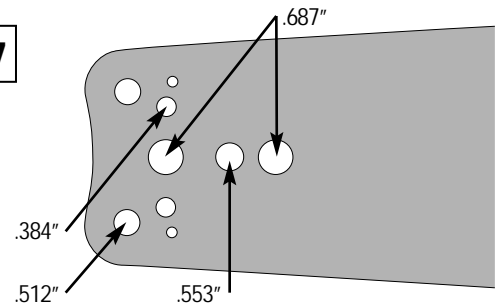
MOUNT NUMBER 135

- Fits:**
- FEC
 - Hudson



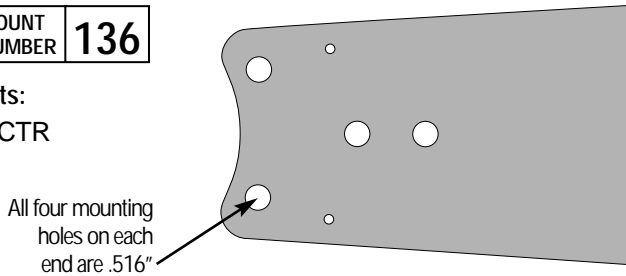
MOUNT NUMBER 137

- Fits:**
- SDK



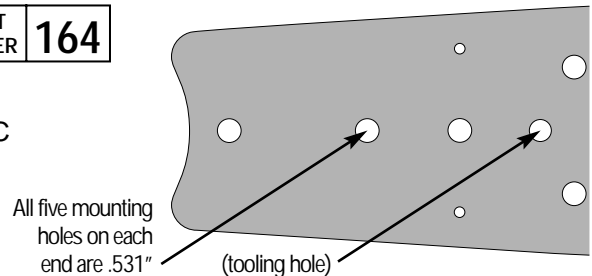
MOUNT NUMBER 136

- Fits:**
- CTR



MOUNT NUMBER 164

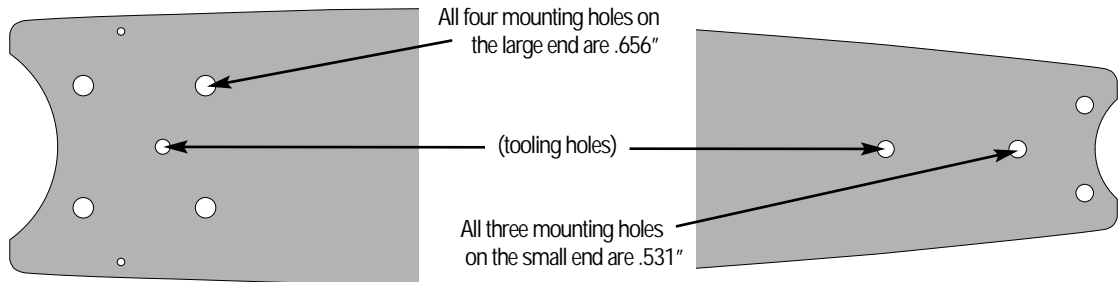
- Fits:**
- FEC



DOUBLE-ENDED MOTOR MOUNTS – UNEVEN

MOUNT NUMBER 155

- Fits:**
- CTR Slasher



SAW MANUFACTURER	OREGON® BAR PART NUMBER	MOTOR MOUNT	CALLED LENGTH	ACTUAL LENGTH	BAR WIDTH	CHAIN PITCH	DRIVE-LINK COUNT	SPROCKET TOOTH CT.	
CTR (Symmetrical)	441DEB9136	136	44"	43.25"	6.37"	3/4"	74	9	
	511DEB9136		51"	50.75"	6.37"		82	9	
	581DEB9136		58"	57.25"	6.625"		90	9	
CTR (Uneven) 36 IP Slasher 42 IP Slasher	521UEB9155	155	52"	51.91"	9.07"*	3/4"	88	15	
	581UEB9155		58"	57.88"	9.53"*		96	15	
FEC (Symmetrical)	581DEB9164	164	58"	58.00"	6.625"	3/4"	89	9	
FEC, HUDSON (Symmetrical)	511DEC9135	135	51"	51.00"	6.32"	3/4"	FEC 80	Hudson NA	9
	581DEC9135		58"	58.00"	6.625"		89	91	9
	651DEC9135		65"	65.00"	7.00"		98	106	9
SDK (Symmetrical)	601DEA9137	137	60"	63.56"	6.688"	3/4"	96	9	
	771DEA9137		77"	81.67"	7.05"		120	9	
	961DEA9137		96"	95.00"	8.062"		136	9	

* Measured at the widest point of the bar

For more information on these and other Oregon® products, contact your authorized Oregon® distributor, or:

OREGON CUTTING SYSTEMS DIVISION, BLOUNT, INC. PO Box 22127 · Portland, OR, U.S.A. 97269-2127

Phone: 503-653-8881 Fax: 503-653-4201 Web: <http://www.oregonchain.com>

IN CANADA: OREGON DISTRIBUTION LTD. 505 Edinburgh Rd. N., Guelph, Ontario, Canada N1H 6L4

Phone: 519-822-6870 Fax: 519-822-4999

Printed in USA Two-Ended 3/4" Bars F&B A107203 AB 0900

